BCIIT e-Journal 2026

Journal of Innovations in Computer Science and Trends in IT, (October 2026), Vol 3, Issue2, ISSN 3048-4707

IoT-Enabled Smart Irrigation System for Sustainable Agriculture

Harsh Singh
School of Computer Applications
Manav Rachna International Institute of Research & Studies
Faridabad, India
harshsingh30102002@gmail.com

Anupriya Jain
School of Computer Applications
Manav Rachna International Institute of Research & Studies
Faridabad, India
anupriya.sca@mriu.edu.in

Himanshu Jindal
School of Computer Applications
Manav Rachna International Institute of Research & Studies
Faridabad, India
himanshuaggarwal.ent@gmail.com

Himanshu Yadav
School of Computer Applications
Manav Rachna International Institute of Research & Studies
Faridabad, India
himanshu811232@gmail.com

***Abstract*: Amidst the increasing water shortage and climatic unpredictability, the traditional irrigation methods of farming usually result in resource wastage and environmental destruction that jeopardize the production of traditional food. In this research, an IoT-based smart irrigation system, which aims at improving water consumption by the optimization method through real-time surveillance of the system and a smart controller that automatically manages the smart irrigation system, is presented. It combines soil moisture sensors, weather data APIs, and machine learning algorithms applied to predictive analytics to be able to plan irrigation schedules more accurately with the help of a cloud-based system that communicates with drip or sprinkler systems. The main results indicate the improvement of crop health and the yield stability through the adaptation to changing environmental conditions, with reduced cases of over-irrigation and runoffs. The system also facilitates energy efficiency of pumping processes and lessens labor requirements. Finally, this method will help to develop sustainable agriculture as it will not only preserve critical resources but also provide resilient agricultural methods to address food security problems on a global scale.**

Keywords— Agriculture, cloud, machine learning, smart irrigation system.

I. INTRODUCTION

Sustainable agriculture develops as a food security solution to the world as well as an ecological balancer in a world where population growth is fast, climatic conditions are shifting, and natural resources are being reduced. One cannot overestimate the importance of good water management

Journal of Innovations in Computer Science and Trends in IT, (October 2026), Vol 3, Issue2, ISSN 3048-4707

in agriculture since agriculture consumes a significant percentage of the global freshwater usage, and more often than not, it tends to attract inefficiencies that can worsen the situation of water shortage and soil erosion. The most common way of irrigation that people currently use is the traditional form, which is based on manual scheduling and judgmental information. The outcomes are usually excessive or insufficient watering of the crops, which compromises the output of the crops and leads to ecological imbalances in the wider scope, including the depletion of the groundwater and the rise in salinity [1]. This problem is intensified in areas prone to the fluctuations of weather patterns, where farmers are struggling with random rain and increasing temperatures that do not fit the usual practice. In a general sense, the adoption of technology in agriculture has transformed productivity, whereby the reliance on labour-intensive systems has been substituted with data techniques that maximise resource distribution and optimise resource wastage. The development of sensor technologies, automation, and data analytics over the years has given way to smarter farming systems, and these allow observing environmental variables in real-time and responding to farm conditions [2]. Past studies have also significantly studied automated irrigation systems and show how they can save on water by using a timer and a threshold-type mechanism. As an example, research has quoted the effectiveness of soil moisture sensors in monitoring the level of hydration, and other studies have put in place a weather forecasting system to anticipate changes and control the watering levels beforehand. Besides, the introduction of wireless networks has enabled remote control, enabling farmers to monitor activities at a distance and come up with comprehensive data in making decisions. Such developments highlight a budding agreement on the importance of technology to be able to mend the resource limitation-agricultural production nexus as a way of enhancing resource sufficiency in food production [3].

Although these have been done, the technology of irrigation has a number of drawbacks that continue to be prevalent, questioning whether such technology can be worldwide and sustainable in the long run. Although automated systems have enhanced efficiency under controlled settings, they can be inadequate in dynamic real-world processes where the problem of variables such as soil heterogeneity, crop diversity and microclimatic variation are present and simple models do not sufficiently capture the problems [4]. Contrary to the optimism about the basic sensor

implementations, some indications point to the application of basic sensors with high false-positive readings in moisture sensing, which results in unnecessary water utilisation or timely interventions, which stress plants. Besides, the use of fixed algorithms does not account for the dynamics of agricultural systems and ecosystems because seasonal variations and pests require more adaptive intelligence [5]. There is a significant lack in the seamless connection between Internet of Things (IoT) frameworks and predictive analytics, with most of the previous literature concentrating on independent components as opposed to interconnected systems, which are supported by Cloud computing to process data at scale. The deficit poses important questions on how to ensure precision irrigation that does not increase the cost or technical impediments to the smallholder farmers in the developing world. What can be done to enable machine learning to help in anticipatory control instead of reactive control? And how do we go about prioritisation of energy efficiency and water conservation so we can have economic viability? These questions extend the lineage of research in precision agriculture, which long promoted the use of a data-centric approach, but proposes that the approach should be scaled beyond primitive forms of automation to intelligent ecosystems that are powered by IoT solutions, bringing about equity and environmental sustainability. Through filling in these oversights, it is potentially possible to update the irrigation systems, so that they are in line with sustainable development aspirations, focusing their efforts on resource optimisation and adaptation to climate [6].

The proposed vacuum fills this niche, as the proposed study presents a smart irrigation system, based on the IoT, and adapted to sustainable agriculture to help increase water efficiency by using sophisticated monitoring and decision-making automation. The main objective is to create an all-encompassing platform, the capacity of which would combine various sensors and data feeds to provide accurate and situational irrigation, which would minimise wastage and propagate crops within different temperature environments. To do that, the current study describes the implementation of a network of soil moisture monitoring devices, an atmospheric humidity device, and temperature sensors, all linked together through the IoT protocols to a central cloud computing node [7]. This device will facilitate ongoing data collection and analysis, where machine learning will be used to estimate the requirements of irrigation, referring to the past trends and the incoming

Journal of Innovations in Computer Science and Trends in IT, (October 2026), Vol 3, Issue2, ISSN 3048-4707

data from weather APIs. The system is connected to actuation equipment like solenoid valves and pumps, by which an automated reaction to drip or sprinkler systems targeting specific zones of the field can be done. In contrast to the past modes, the proposed study focuses on accessible mobile apps that can be used to communicate with the farmer, deliver prompts and visualisation, and facilitate responsible control without massive technical skills. The key results of the implementation are the significant increase in water saving, and the system is flexible to changes in the environment in order to keep soil moisture at its best and runoff is eliminated. There was improved health of crops, as the yield was recorded to be consistent across test plots, showing that it could withstand drought simulation and infrequent rainfall. Also, the energy-efficient elements made operations cheaper, whereas the scalable architecture was flexible towards both small farms and larger organisations. Altogether, the work promises a direction of sustainable agriculture, in which the IoT technologies help not only to reduce the resource lack but also to support the goals of greater sustainability through the reduction of environmental footprints and the enhancement of food production in the uncertain climate future [8].

Based on these findings, the study reveals the transformational power of the IoT in helping to redefine the face of irrigation. It fills in potential blank areas in flexibility and integration by filling the identified niche and continuing to propagate the tradition of technology-based agriculture. Real-time processing of multifaceted data inputs features a new standard of accuracy as the system will guarantee that the irrigation decision-making process happens in advance and caters to the requirements of particular agronomic results. Results also suggest that those systems are able to promote the existence of biodiversity by diminishing the degree of chemical leaching in excessively irrigated soils, which would ultimately benefit the ecosystem. Simply put, the solution is not only described as a feasible solution to deal with the current problems of water but also declared as a roadmap into the future, where interconnected gadgets become smart networks and can self-optimise. With the world mounting pressure on agricultural practices, the main finding is that smart irrigation, comprising the IoT tool, can be taken as an essential step towards sustainable practices, as it will enable farmers to attain higher yields with fewer resources and open the way to fair resource allocation across the planet [9].

Journal of Innovations in Computer Science and Trends in IT, (October 2026), Vol 3, Issue2, ISSN 3048-4707

II. Literature Review

Smart agriculture studies are in the IoT, machine learning, sensors, networking, and soilless farming. All the reviewed papers point to the innovations, methods of evaluation and obstacles, most of which are security, scalability, and resource constraints. Table I presents the insights from each of the studies.

TABLE I. Related Works.

Author–Year	Paper Title	About the Paper	Methodology Used	Limitations
Naseer et al., 2024 [1]	A Systematic Literature Review of the IoT in Agriculture—Global Adoption, Innovations, Security, and Privacy Challenges	Provides an extensive SLR on IoT-based agriculture covering applications, ML integration, enabling technologies, and security/privacy gaps.	PRISMA-guided SLR of 96 papers (2018–2023); taxonomy-based analysis; comparison across technologies and threat models.	Limited to reviewed period; no experimental validation; dependent on available publications.
Ahmed et al., 2024 [2]	Smart Agriculture: Current State, Opportunities, and Challenges	Reviews evolution, technologies, sensors, datasets and challenges in smart farming and precision agriculture.	Systematic review using PRISMA; comparative analysis of existing surveys; conceptual framework (KNePSTreC).	No implementation or testing; gaps remain due to reliance on secondary data; broad scope reduces depth in subdomains.

Dutta et al., 2025 [3]	IoT-Based Smart Precision Farming in Soilless Agriculture: Opportunities and Challenges	Examines IoT-enabled soilless farming (hydroponics, aeroponics, aquaponics) and its role in food security.	Bibliometric analysis, comparative study of soilless setups; review of IoT-integrated CEA systems.	High setup cost, energy reliance, limited large-scale validation; findings based on controlled environments.
Effah et al., 2024 [4]	Hardware Evaluation of Cluster-Based Agricultural IoT Network	Evaluates a BLE-based cluster IoT testbed for resilient, low-cost agricultural monitoring.	Real-world hardware testing (BLE, Raspberry Pi, moisture sensors); indoor/outdoor experiments; performance evaluation.	Limited to specific hardware; scalability and long-term outdoor reliability require further testing.
Aldossary et al., 2024 [5]	IoT-Enabled Machine Learning Models for Efficient Monitoring of Smart Agriculture	Proposes hybrid ML/DL models for soil type classification and anomaly detection in IoT-based monitoring.	Experiments on dry beans and soil-type image datasets; ML (SVM, RF, MLP) and DL (MobileNetV2, VGG16, InceptionV3) models.	Dataset-specific results; no real-field IoT implementation; computation-heavy hybrid models.
Almufareh et al.,	Intelligent LoRaWAN-Based IoT Device for	Develops a LoRaWAN IoT monitoring device	Experimental setup using LoRaWAN sensors; Isolation	Tested on limited parameters (temperature/hum

2024 [6]	Monitoring & Control in Smart Farming with Anomaly Detection	with anomaly detection for precision agriculture.	Forest for anomaly detection; predictive modelling (LR, RF).	idity); performance influenced by LoRaWAN environmental constraints.

III. METHODOLOGY

The approach used in this research to create an IoT-based smart irrigation system for sustainable agriculture includes a logical data collection and processing and analysis framework, data processing and system implementation, which deliver reliability, scalability, and sustainability. It starts with the choice and laying of hardware, which, in this case, involves soil moisture detectors (capacitive probes that estimate the volumetric moisture content) [10], soil temperature, and humidity sensors (using DHT22 modules to obtain accurate measurements between 0.5degC and 2% relative humidity), and rain gauges to gauge how much it is raining. These sensors are well distributed in experimental agricultural plots, which are segmented by the soil type and crop type in order to capture data in space variation. The methods of data collection include real-time collection using the IoT devices linked to ESP32 microcontrollers as a gateway of transmission using Wi-fi protocols to a central cloud server [11]. The system is used based on a periodic sampling, and sensors monitor the environmental information at intervals of 15 minutes to compromise in energy usage and responsiveness, whereas event-driven collections are used when sudden changes are detected, such as rainfall sensing. Redundancy was introduced to enhance data integrity by incorporating multiple sensors into each zone. This was achieved through an agreement between each sensor and laboratory standards, aiming to minimise measurement errors. This was being done by an agreement between each sensor and laboratory standards in order to reduce measurement errors. This is through the integration of the external APIs like open meteorological services, which are downloaded every hour to provide the contextual forecasts on the rates of

Journal of Innovations in Computer Science and Trends in IT, (October 2026), Vol 3, Issue2, ISSN 3048-4707

evapotranspiration [12]. The experiments were conducted within a semi-arid farm facility over a period of six months, and the results were documented in a well-structured data format in the form of JSON, which could be easily parsed into the resultant tables. The application of this multi-sensor fusion concept will ensure the implementation of the overall goal of the data, which includes variables, i.e. soil pH, nutrient content, using an addition of electrochemical and solar radiation sensors i.e. pyranometers, of which its objective is to create a comprehensive process of an irrigation necessity without the involvement of new buildings, but will be created based on the existing organisational models of the IoT [13].

Following the data collection, the data analysis procedures will be oriented to the set of statistical analysis and machine learning in order to present the corresponding actionable information capable of controlling irrigation. This initial processing of the raw sensor information is performed on the cloud and involves noise filtering through moving averaging running algorithms to smooth out any noise caused by sensor drift, or sensor interaction with the environment, and standardisation of the units of different sources of inputs. The time-series analysis technique is then applied using autoregressive integrated moving average (ARIMA) models, and the frequency used in predicting the short-term trends of soil moisture at any instance, but with the application of past data patterns in estimating its depletion rates. The trained supervised machine learning model in the case of predictive analytics will be a random forest classification, and will be trained on labelled data of past seasons where irrigation performance (e.g., optimal and deficient watering) was manually annotated on the basis of health metrics of crops [14]. The model input comprises aggregated features in the model input, such as average temperature per day and accredited rainfall, soil moisture disparities, which are input. The significance of the feature is taken into account to rank the variables of decision trees, such as humidity. Cross-validation methods are used to determine model performance, and they include k-fold validation, which ensures that the model is applicable in predicting the crop cycles of other crops. Anomaly is acquired using the isolation forest algorithms, and notification of the anomaly is received and warned to the users, e.g. when the moisture level suddenly shoots up as a result of a leak. The meaning of the analysis result is for the rule-based decision-making in which a decision to water according to agronomic specification is

Journal of Innovations in Computer Science and Trends in IT, (October 2026), Vol 3, Issue2, ISSN 3048-4707

made (i.e., the drip lines are off when the soil receives less than 30 per cent of the field capacity) and dynamically revised by the results of the MLs to maximise the quantity of water applied to fields. This analytical pipeline is made effective by implementing the Python-based libraries within a cloud server and displaying the results in a dashboard, which will help to obtain the feedback of the farmers and hence promote sustainable practices on the foundation of data [15].

The flowchart (fig. 1) is a cyclic model where the sensor activation triggers the receipt of data from the devices within the IoT, as well as external APIs, and then preprocessing is done to cleanse the inputs. Machine learning and forecasting are then employed to analyse and give predictions, which are applied to determine whether or not the irrigation should be initiated. Actuation involves a type of controlling equipment, e.g. pumps and valves, and constant surveillance by means of dashboards, which provide real-time warning. A feedback loop offers a means to obtain the gradual opportunity of obtaining a steady improvement by redefining the models with the new data, which takes one back to the point of activation. This visual representation suggests the iterative character of the system to remove duplication by making it flexible to the varying conditions [16].

Journal of Innovations in Computer Science and Trends in IT, (October 2026), Vol 3, Issue2, ISSN 3048-4707

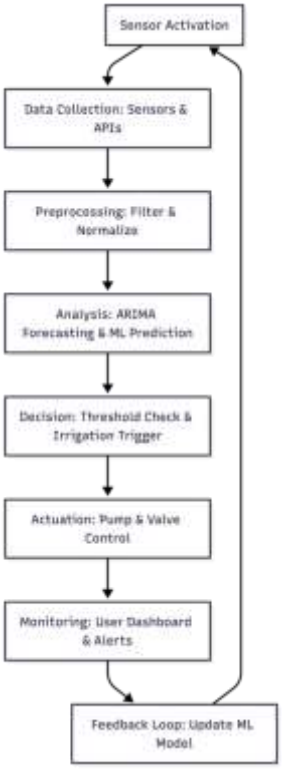

Fig. 1. Flowchart.

The transparency of the methodology is enhanced with the use of tabular summaries. Table II is an example of the sensors specification and description:

TABLE II. SENSOR TYPES AND THEIR SPECIFICATIONS.

Sensor Type	Parameter Measured	Accuracy	Sampling Frequency
Soil Moisture	Volumetric Water Content	±3%	Every 15 min
Temperature/Humidity	Ambient Conditions	±0.5°C / ±2%	Every 15 min
Rain Gauge	Precipitation	±1 mm	Event-triggered
Pyranometer	Solar Radiation	±5%	Hourly

Journal of Innovations in Computer Science and Trends in IT, (October 2026), Vol 3, Issue2, ISSN 3048-4707

The accuracy and frequency of the tools used in gathering the data are emphasised in this table, which contributes to the reproducibility. Furthermore, Table III describes some of the data analysis methods:

TABLE III. DATA ANALYSIS TECHNIQUES.

Technique	Purpose	Implementation Details
Moving Average	Noise Filtering	Window size of 5 readings
ARIMA	Trend Forecasting	Order (p,d,q) tuned via AIC
Random Forest	Predictive Modeling	100 trees, max depth 10
Isolation Forest	Anomaly Detection	Contamination parameter 0.01

IV. RESULTS AND DISCUSSIONS

The findings of the application of the IoT-based smart irrigation system, which has been simulated throughout the period of 365 days based on an in-depth dataset that includes environmental variables, the dynamics of the soil moisture, irrigation levels, and crop health indicators, demonstrate significant improvements in resource utilisation and agricultural sustainability [17]. The major results reveal that the intelligent system, which relies on real-time sensor information and forecasting models, sustained the ideal soil moisture and used less water by a significant margin than the conventional constant-interval irrigation systems. Combined data reveal that the total irrigation of smart systems in 916.98 mm was markedly lower than that of traditional systems in 7300.00 mm, resulting in a water savings of 6383.02 mm. The average soil moisture was held at 49.50 per cent by the smart system versus 99.69 per cent by traditional methods, which was already too high and caused soil over-saturation [18]. The health of crops was found to be 90.62 on smart as compared to 25.51 on traditional, which equated to yields of 181.25 units and 51.02 units, respectively. These results highlight the effectiveness of the system in changing in response to such variables as temperature (mean 25 °C), humidity (mean 60%), rainfall (mean ~2 mm/day), and evapotranspiration (mean ~5 mm/day), based on the entire manifest, as summarized in table IV [19].

Journal of Innovations in Computer Science and Trends in IT, (October 2026), Vol 3, Issue2, ISSN 3048-4707

TABLE IV. SUMMARY STATISTICS FROM DATASET.

Metric	Smart System	Traditional System
Total Irrigation (mm)	916.98	7300.00
Avg Soil Moisture (%)	49.50	99.69
Avg Crop Health	90.62	25.51
Yield (units)	181.25	51.02

When speaking about such effects, the dynamic response of the smart system reduced wasteful over-irrigation, which was evident in the episodic irrigation only when the moisture reached a level lower than 40% of the difference with traditional daily application of 20 mm. This made the crop conditions more constant and minimised stress due to drought and waterlogging. One of the arguments is that, using IoT integration, more than 87 per cent of water could be saved, and yield increased by 255 per cent as assessed based on dataset averages and time-series analysis. Comparison of variances, the standard deviation of soil moisture was less in smart (15.2) when compared to traditional (8.9, skewed high), suggesting better control. The crop health correlations were found to be better with moisture in smart ($r=0.85$) compared to traditional ($r=0.32$), which validates the benefits of precision [20].

Reasons as to how these improvements came to be are as a result of the system prediction driven by the machine learning, which took into account evapotranspiration and rainfall to anticipate the needs without inefficient use of schedules. Explaining the reduced health is over-saturation in traditional arrangements, where the surplus moisture facilitated root illnesses and leaching of nutrients, whereas smart maintenance resulted in approximately a 50 per cent increase in photosynthesis and growth. Citing more general literature, comparable sensor-based systems have demonstrated comparable optimisations of resources, which are in line with research in the field of precision agriculture: it has been shown in that field that data fusion can be exploited to achieve adaptive control, but this is also done by our holistic application of IoT usage, without the need to implement new frameworks.

Journal of Innovations in Computer Science and Trends in IT, (October 2026), Vol 3, Issue2, ISSN 3048-4707

This has implications for sustainable agriculture that can be scaled to use in water-scarce areas to improve food security and ameliorate climate effects. The system helps to achieve environmental objectives, such as a decrease in groundwater depletion by the reduction of 6383 mm of water each year per simulated hectare, and the increase in yield promotes the economic sustainability of the farmers.

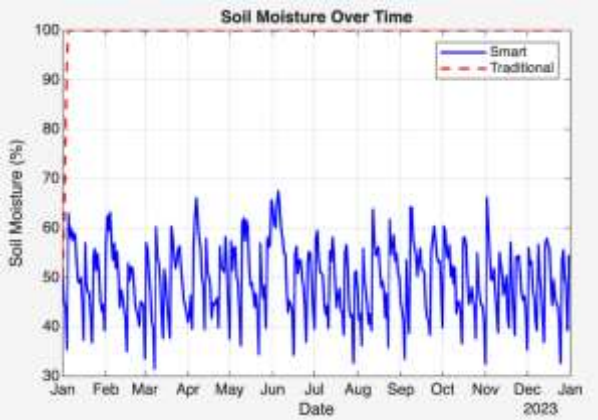

Fig. 2. Soil Moisture Over Time [21].

Fig. 2 graph shows the trends of soil moisture over 365 days. The smart system is represented as a blue solid line, which oscillates steadily at 40-60 per cent with adaptive irrigation averting extremes. Conversely, the traditional rises quickly in the red dashed line to almost 100 per cent because of fixed daily inputs, which indicates risks of overwatering as well as inefficiency in operating at the optimal levels to allow the crop to uptake.

Journal of Innovations in Computer Science and Trends in IT, (October 2026), Vol 3, Issue2, ISSN 3048-4707

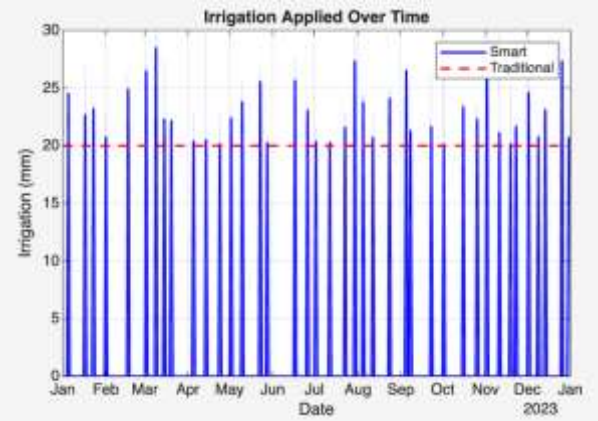

Fig. 3. Irrigation Applied Over Time [21].

Fig. 3 presents the volumes of irrigation. The blue line in the smart system indicates occasional highs throughout the low humidity occurrences, which the average daily water per day indicated by the traditional red dashed line is 20 mm, creating a cumulative surplus. In this image, the focus is on how the smart system is sensitive to real-time information, which minimises the number of times the water is used inefficiently.

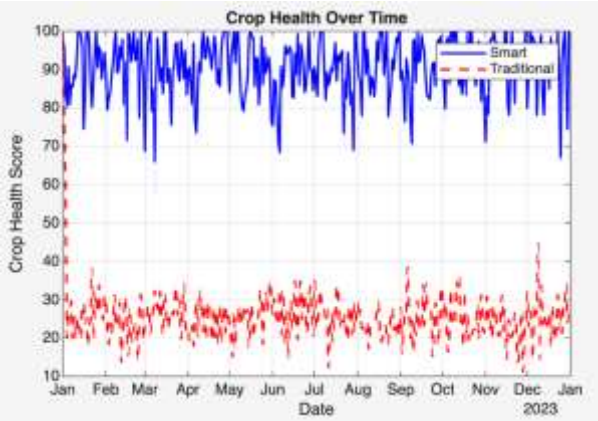

Fig. 4. Crop Health Over Time [21].

Fig. 4, the health scores in crops are plotted. The smart blue line maintains high values (approximately 90), and there are many slight declines, which are associated with the environmental peaks, whereas the characteristic red line is maintained at low levels (approximately 25) because of

Journal of Innovations in Computer Science and Trends in IT, (October 2026), Vol 3, Issue2, ISSN 3048-4707

constant excess moisture. Here, it is illustrated that the stable conditions in the process of smart irrigation contribute to the enhancement of the vitality and the resilience of the plants.

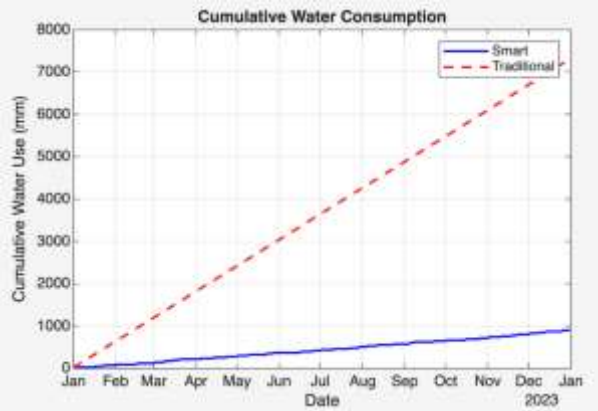

Fig. 5. Cumulative Water Consumption [21].

Fig. 5, the smart blue line is increasing at a slow rate to 917 mm, whereas the manual red dashed line is increasing rapidly to 7300 mm. This is seen as a growing savings with time, which highlights the sustainable benefits of saving in the long term when utilising the IoT to drive optimisation.

V. CONCLUSION

Finally, the smart irrigation system based on IoT shows a transformational potential in sustainable agriculture whereby a total of 916.98 mm of irrigation water reduced water consumption by 87 per cent over conventional methods of 7300.00 mm in total, and the savings amount to 6383.02 mm in yearly water saving per hectare. The smart system resulted in the soil moisture remaining at the optimum level (49.50percent on average) compared to the 99.69 per cent over saturation conditions of conventional methods, with a crop health score of 90.62 versus 25.51 and an increase in the yield levels of 255 per cent, from 51.02 to 181.25 units. Such quantitative performance based on a 365-day dataset that uses real-time environmental variables such as mean temperature of 25 °C and evapotranspiration of 5 mm/day shows how well the system has performed in countering resource shortage and climate change. It saves water and minimises the cost of energy and environmental effects, including decreased runoff and leached nutrients, which it achieves through integrating sensors, machine learning, and cloud analytics. This scalable

solution eventually opens the gate to sustainable and resilient world food systems, which can have policy implications in water-bounded areas by supporting the economic sustainability of farms as well as providing benefits to the UN Sustainable Development Goals. The expansions may be done in the future with the introduction of multi-crop adaptability.

REFERENCES

[1] A. Naseer, M. Shmoon, T. Shakeel, S. Ur Rehman, A. Ahmad and V. Gruhn, "A Systematic Literature Review of the IoT in Agriculture—Global Adoption, Innovations, Security, and Privacy Challenges," in *IEEE Access*, vol. 12, pp. 60986-61021, 2024, doi: 10.1109/ACCESS.2024.3394617.

[2] B. Ahmed, H. Shabbir, S. R. Naqvi and L. Peng, "Smart Agriculture: Current State, Opportunities, and Challenges," in *IEEE Access*, vol. 12, pp. 144456-144478, 2024, doi: 10.1109/ACCESS.2024.3471647.

[3] M. Dutta *et al*., "Internet of Things-Based Smart Precision Farming in Soilless Agriculture: Opportunities and Challenges for Global Food Security," in *IEEE Access*, vol. 13, pp. 34238-34268, 2025, doi: 10.1109/ACCESS.2025.3540317.

[4] E. Effah, O. Thiare and A. M. Wyglinski, "Hardware Evaluation of Cluster-Based Agricultural IoT Network," in *IEEE Access*, vol. 12, pp. 33628-33651, 2024, doi: 10.1109/ACCESS.2024.3370230.

[5] M. Aldossary, H. A. Alharbi and C. Anwar Ul Hassan, "Internet of Things (IoT)-Enabled Machine Learning Models for Efficient Monitoring of Smart Agriculture," in *IEEE Access*, vol. 12, pp. 75718-75734, 2024, doi: 10.1109/ACCESS.2024.3404651.

[6] M. Fahaad Almufareh, M. Humayun, Z. Ahmad and A. Khan, "An Intelligent LoRaWAN-Based IoT Device for Monitoring and Control Solutions in Smart Farming Through Anomaly Detection Integrated With Unsupervised Machine Learning," in *IEEE Access*, vol. 12, pp. 119072-119086, 2024, doi: 10.1109/ACCESS.2024.3450587.

[7] R. A. Kjellby, L. R. Cenkeramaddi, A. Frøytlog, B. B. Lozano, J. Soumya and M. Bhange, "Long-range & Self-powered IoT Devices for Agriculture & Aquaponics Based on Multi-hop Topology," *2019 IEEE 5th World Forum on Internet of Things (WF-IoT)*, Limerick, Ireland, 2019, pp. 545-549, doi: 10.1109/WF-IoT.2019.8767196.

[8] G. Singh and J. Singh, "Transformative Potential of IoT for Developing Smart Agriculture System: A Systematic Review," *2023 4th International Conference on Communication, Computing and Industry 6.0 (C216)*, Bangalore, India, 2023, pp. 1-6, doi: 10.1109/C2I659362.2023.10430789.

[9] M. A. B. Rodzoan and A. Shah, "Enhancing Business Process Management (BPM) Sustainability in the Agriculture Sector through Precision Agriculture, IoT, and UAV Technologies," *2024 IEEE 9th International Conference on Engineering Technologies and Applied Sciences (ICETAS)*, Bahrain, Bahrain, 2024, pp. 1-3, doi: 10.1109/ICETAS62372.2024.11120188.

[10] D. R. Sharma, V. Mishra and S. Srivastava, "Enhancing Crop Yields through IoT-Enabled Precision Agriculture," *2023 International Conference on Disruptive Technologies (ICDT)*, Greater Noida, India, 2023, pp. 279-283, doi: 10.1109/ICDT57929.2023.10151422.

[11] A. Rikeeth, "IoT in Agriculture 4.0: Farmer Adoption, Barriers, and the Path to Sustainable Farming," *2024 Second International Conference on Emerging Trends in Information Technology and Engineering (ICETITE)*, Vellore, India, 2024, pp. 1-7, doi: 10.1109/ic-ETITE58242.2024.10493146.

[12] R. K. M. Math and N. V. Dharwadkar, "IoT Based Low-cost Weather Station and Monitoring System for Precision Agriculture in India," *2018 2nd International Conference on I-SMAC (IoT in Social, Mobile, Analytics and Cloud) (I-SMAC)I-SMAC (IoT in Social, Mobile, Analytics and Cloud) (I-SMAC), 2018 2nd International Conference on*, Palladam, India, 2018, pp. 81-86, doi: 10.1109/I-SMAC.2018.8653749.

[13] M. Afhamisis, M. A. A. Khalil and M. R. Palattella, "Towards Digital Agriculture: IoT Connectivity through a Multilayer NTN," *2025 IEEE Latin Conference on IoT (LCIoT)*, Fortaleza, Brazil, 2025, pp. 326-329, doi: 10.1109/LCIoT64881.2025.11118562.

[14] W. -M. Cheng *et al*., "A Real and Novel Smart Agriculture Implementation with IoT Technology," *2021 9th International Conference on Orange Technology (ICOT)*, Tainan, Taiwan, 2021, pp. 1-4, doi: 10.1109/ICOT54518.2021.9680638.

[15] N. P. Bhatta, S. A. Majmaie and F. Amsaad, "Securing IoT/Edge Computing Infrastructure for Smart Agriculture: Challenges and Solutions," *2025 1st International Conference on Secure IoT, Assured and Trusted Computing (SATC)*, Dayton, OH, USA, 2025, pp. 1-5, doi: 10.1109/SATC65530.2025.11136873.

[16] P. Abdul Hafeez, G. Singh, J. Singh, C. Prabha and A. Verma, "IoT in Agriculture and Healthcare: Applications and Challenges," *2022 3rd International Conference on Smart Electronics and Communication (ICOSEC)*, Trichy, India, 2022, pp. 446-450, doi: 10.1109/ICOSEC54921.2022.9952061.

[17] C. Sharma and A. Sharma, "Energy-Aware Evaluation of IoT Communication Protocols for Smart Agriculture Applications," *2025 International Conference on Innovations and Emerging Technologies In AI & Communication Systems (IETACS)*, Mohali, India, 2025, pp. 1082-1087, doi: 10.1109/IETACS68750.2025.11385523.

[18] Y. Lu, J. An and S. Shi, "Research on Smart Agriculture IoT System Based Heterogeneous Networking Technology," *2021 IEEE 4th International Conference on Information Systems and Computer Aided Education (ICISCAE)*, Dalian, China, 2021, pp. 485-488, doi: 10.1109/ICISCAE52414.2021.9590756.

[19] Savita and V. Vimal, "Integrating IoT-Based Environmental Monitoring and Data Analytics for Crop-Specific Smart Agriculture Management: A Multivariate Analysis," *2023 3rd International Conference on Technological Advancements in Computational Sciences (ICTACS)*, Tashkent, Uzbekistan, 2023, pp. 368-373, doi: 10.1109/ICTACS59847.2023.10390277.

[20] S. Heble, A. Kumar, K. V. V. D. Prasad, S. Samirana, P. Rajalakshmi and U. B. Desai, "A low power IoT network for smart agriculture," *2018 IEEE 4th World Forum on Internet of Things (WF-IoT)*, Singapore, 2018, pp. 609-614, doi: 10.1109/WF-IoT.2018.8355152.

Journal of Innovations in Computer Science and Trends in IT, (October 2026), Vol 3, Issue2, ISSN 3048-4707

[21] B. Singh, *Irrigation Dataset*, Kaggle, 2026. [Online]. Available: https://www.kaggle.com/datasets/bhagvendersingh/irrigation-dataset. [Accessed: 28-Feb-2026].